

MAP FUND MANAGEMENT

SUSTAINABLE GLOBAL BONDS (EUR) - I

As at end of September 2016

Investment profile

Asset class : global bonds

BM : 50% Citi WorldBIG TR, 50% Citi WorldBIG EUR TR; currency: 85% EUR

Reference currency : EUR

Minimum credit rating : «Investment Grade» (BBB-)

Investment style : long-only, active, fundamental

Type of investment : sustainable, integrating ESG criteria

Number of holdings : 67 securities

Approach : top down and bottom up

Duration : min. 2 Y – max. 10 Y

Foreign currency : min. 0% - max. 30%

NAV 09.30.2016 : EUR 106.12

ISIN / Telekurs : LU1121107558 / 25648534

Subscription / Redemption : D+3 / D+5

Minimum investment : EUR 100'000

Dividend distribution : re-invested

Share classes : S, Z, I

Management fees / TER (p.a.) : 0.5% ; 0.7%

Domicile : Luxembourg

Registration : Switzerland, Luxembourg, France

Representative / Correspondent : Carnegie Fund Services / BNP Paribas

Legal form : SICAV - UCITS - open fund

Manager : 1875 FINANCE, Switzerland - FINMA regulated

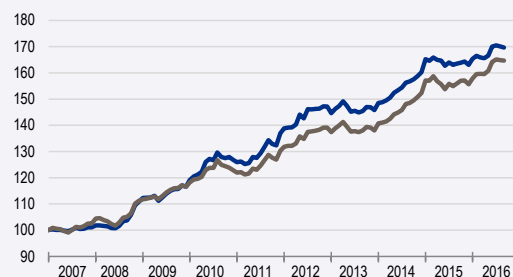
Custodian bank : Pictet & Cie (Europe) S.A.

Administrator and transfer agent : FundPartner Solutions (Europe) S.A.

Auditor : Ernst & Young, Luxembourg

Inception date : December 15, 2014

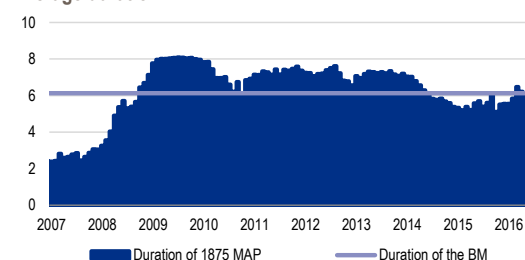
Performance



| | 2007 | 2008 | 2009 | 2010 | 2011 | 2012 | 2013 | 2014 | 2015 | 2016 |
|-----------------|------|------|------|-------|------|------|-------|-------|------|------|
| 1875 MAP | 0.2% | 9.9% | 5.3% | 10.7% | 9.5% | 7.2% | -1.8% | 13.2% | 1.7% | 4.0% |
| BM | 2.1% | 8.8% | 4.7% | 6.0% | 6.2% | 6.5% | -1.2% | 10.7% | 2.3% | 5.8% |

Pro forma performance prior to December 2014

Average duration



Statistics

| | 1875 MAP | BM |
|---|---------------|---------------|
| Pro forma annual performance 2007-2014* | 6.67% | 5.42% |
| Annual performance since inception | 3.38% | 4.96% |
| YTD Performance | 4.04% | 5.80% |
| MTD Performance | -0.26% | -0.10% |
| Maximum Monthly Drawdown* | -1.71% | -1.42% |
| Volatility* | 3.59% | 3.37% |
| Tracking-error* | 1.18% | - |
| Sharpe ratio* ¹ | 1.29 | 1.21 |
| Sortino ratio* ¹ | 3.35 | 2.83 |

¹ average risk-free rate (%) : 1.21

* pro forma performance

Investment strategy

Generate regular income while giving special attention to capital preservation in periods of rising yields and appreciation of the Euro.

Investment philosophy and process

Provide sustainable asset management, generating superior performances versus the domestic bond market through increased international diversification, without increasing risks thanks to dynamic risk management of interest rates, issuer categories and currencies. This dynamic risk management is provided by a multifactorial model (1875 MAP).

Benchmark and tactical asset allocation

| Markets | BM | Margins | | 1875 MAP | |
|-------------------|-------|---------|-------|----------|--------|
| | | Min. | Max. | Oct.16 | Sep.16 |
| Short term | 0.0% | 0.0% | 70.0% | 7.3% | 8.1% |
| EUR | 50.0% | 20.0% | 70.0% | 43.1% | 45.7% |
| Duration EUR | 7.0 | 2.0 | 8.0 | 4.5 | 5.2 |
| USD | 34.0% | 10.0% | 50.0% | 31.2% | 30.0% |
| Duration USD | 5.5 | 2.0 | 8.0 | 4.6 | 4.2 |
| CHF | 0.1% | 0.0% | 5.0% | 0.1% | 0.1% |
| Duration CHF | 5.0 | 2.0 | 8.0 | 3.8 | 3.7 |
| GBP | 3.7% | 0.0% | 10.0% | 2.3% | 2.5% |
| Duration GBP | 10.1 | 2.0 | 10.0 | 5.0 | 4.8 |
| JPY | 9.0% | 0.0% | 20.0% | 8.2% | 7.1% |
| Duration JPY | 10.0 | 2.0 | 10.0 | 7.9 | 6.5 |
| Miscellaneous | 2.6% | 0.0% | 20.0% | 7.9% | 6.6% |
| Duration Miscell. | 6.3 | 2.0 | 8.0 | 6.0 | 6.0 |

| Currency ¹ | BM | Margins | | 1875 MAP | |
|-----------------------|-------|---------|--------|----------|--------|
| | | Min. | Max. | Oct.16 | Sep.16 |
| EUR | 85.0% | 70.0% | 100.0% | 85.0% | 86.0% |
| Foreign | 15.0% | 0.0% | 30.0% | 15.0% | 14.0% |

¹ after hedge

Investment policy

In September, government bond markets (-0.14%) continued their correction as a result of increased interest rate hike expectations in the United States and a more rapid normalization of monetary policies. Conversely, their emerging counterparts continued to progress (+1.25%). EUR-denominated assets made moderate progress, with Spanish bonds gaining (+0.79%) and Italy moving backwards in a counter-move by -0.26%. GBP securities fell sharply (-2.47%). US Treasury bills crumbled (-0.14%) and AUD-denominated securities depreciated by 0.78%. CHF (+0.23%), JPY (+0.02%) and CAD (+0.03%) loans consolidated. In terms of credit, we note a further increase in premiums resulting from the rising default risk in the banking sector triggered by the difficulties encountered by Deutsche Bank. The environment on the foreign exchange markets was characterized by a falling USD against currencies sensitive to commodity prices (AUD -1.86%, RUB -3.69%, NOK -4.03%) but also against the JPY (-1.79%) and to a lesser extent to the EUR (-0.61%). The Euro continued its upward trend vis-à-vis the GBP (+1.94%) and fell against the CHF (-0.46%).

The fund depreciated by 0.26% vs. 0.10% for its benchmark. This underperformance is mainly related to the underweighting on EUR bonds.

Despite the correction in the bond markets, they remain overvalued. Under the effect of the recovery in global nominal growth during the 4th quarter, yields continue to tighten. Their rise will however be mitigated by the continued surplus in production resources and the very gradual normalization of monetary policies. Bond investments should therefore be kept underweight and with a duration below that of the benchmark. Because of the extensive purchases of government debt by central banks, interest rate curves will continue to flatten, favouring long maturities and requiring the implementation of barbell strategies. Loans in AUD and to a lesser extent in CAD remain overweight due to the continued cyclical risks faced by their economies. The underexposure to JPY loans has been reduced following the decrease of inflationary expectations in Japan. Commitments in USD, EUR, GBP, CHF remain underweight for reasons linked to valuation, but also in light of the decrease in deflationary pressures. In terms of debtor categories, we now recommend overweighting corporate bonds, with a more moderate underweighting of US corporate bonds and a greater increase in overweighting for their European counterparts.

A moderate overweighting on the EUR versus the USD remains, due to a risk premium and valuation levels that remain favorable.

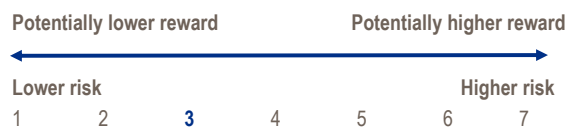
Investment objectives

Financial : outperform the benchmark over 2 years to provide excess return and yield complementary to the domestic bond market.

Economic : optimally allocate capital by integrating ESG criteria for the selection of issuers.

Risk profile

Steady and asymmetrical distribution of returns through reduced market exposures during high-risk periods

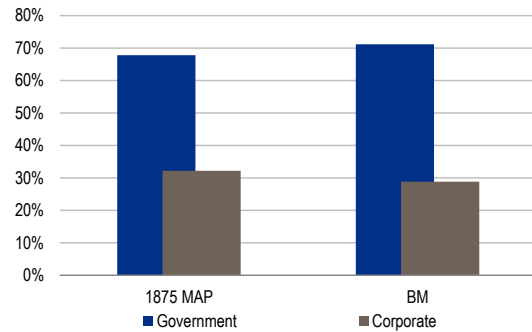
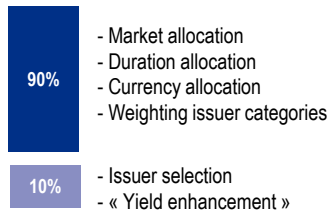


Important Legal Information

This publication is intended for information purposes only, and should not be construed as an offer, recommendation or solicitation for sale, purchase or engagement in any other transaction. Furthermore, by offering information, products or services via this publication, no solicitation is made to any person to use such information, products or services in jurisdictions where the provision of such information, products or services is prohibited by law or regulation. All material is provided without express or implied warranties or representations of any kind and no liability for any direct or indirect damages arising out of the use of this information is accepted.

All information contained in this publication has been prepared by 1875 FINANCE SA on the basis of publicly available information, internally developed data and other sources believed to be reliable. It is for general informational purposes only and should not be construed as an individualised recommendation or personalised investment, tax or legal advice. The information is subject to change without notice. Reasonable care has been taken to ensure that the materials are accurate and that the opinions stated are fair and reasonable. All opinions and estimates constitute our judgment as of the date of publication and do not constitute general or specific investment advice.

Sources of return (in order of importance)



Glossary

| | |
|--------------------|--|
| 1875 MAP | Market Allocation Process: tactical allocation defined by the 1875 FINANCE process |
| APT | Portfolio optimization and risk measurement software developed by Sungard |
| BM | Benchmark |
| Citigroup WorldBIG | Citigroup World Broad Investment Grade Bond index |
| PRI | Principles for Responsible Investments |

About 1875 FINANCE

1875 FINANCE is positioned as both an innovative company and a guardian of the Geneva financial tradition, building its difference on three business lines, Institutional Asset Management, Private Banking and Multi-Family Office. As a PRI signatory, 1875 FINANCE provides effective sustainable asset management integrating Environmental, Social and Governance (ESG) criteria for all asset classes. Using a unique proprietary model, 1875 MAP, dedicated to dynamic tactical allocation management, and relying for the selection of securities on the analysis of partners, who are pioneers and key players in sustainable investing, 1875 FINANCE offers pension funds both balanced management and overlay services, but also global equity and global bond mandates.



1875 FINANCE
Rue du 31-Décembre 40 – CH-1207 Genève
T +41 22 595 18 75 – mapfund@1875.ch
www.1875.ch

Investments in the asset classes mentioned herein may not be suitable for all recipients. Past performance is no guarantee or indication for future results. The price, value of, and income from investments in any asset class mentioned in this publication may experience upward and downward movement and investors may not get back the amount invested. International investing includes risks related to political and economic uncertainties in foreign countries, as well as currency risk. Any investment should be made only after thoroughly reading the current prospectus and/or other documentation/information available. Nothing contained in this document constitutes legal, tax or other advice, nor should any investment or any other decisions be made solely based on this document.

This publication is not intended for distribution to, or use by, any person or entity in any country or jurisdiction where such distribution or use would be contrary to applicable local laws or regulations or would subject 1875 FINANCE SA to any registration requirement within such country or jurisdiction. Persons or entities in respect of whom such prohibitions apply must not use this publication. This document is not intended for distribution in the U.S. or to U.S. persons.