

MAP FUND MANAGEMENT

SUSTAINABLE GLOBAL BONDS (CHF) - S

ISIN / TELEKURS: LU1121107046 / 25648374

NAV 31.03.2017: CHF 97.26

Investment profile

Asset class : global bonds

BM : 60% Citi WorldBIG TR, 40% SBI TR - currency: 95% CHF

Reference currency : CHF

Minimum credit rating : «Investment Grade» (BBB-)

Investment style : long-only, active, fundamental

Type of investment : sustainable, integrating ESG criteria

Approach : top down and bottom up

Subscription / Redemption : D+2 / D+5

Minimum investment : CHF 10'000

Dividend distribution : re-invested

Management fees / TER (p.a.) : 0.9% ; 1.64%

Domicile : Luxembourg

Registration : Switzerland, Luxembourg, France

Representative / Correspondent : Carnegie Fund Services / BNP Paribas

Legal form : SICAV - UCITS - open fund

Manager : 1875 FINANCE, Switzerland - FINMA regulated

Custodian bank : Pictet & Cie (Europe) S.A.

Administrator / transfer agent : FundPartner Solutions (Europe) S.A.

Auditor : Ernst & Young, Luxembourg

Inception date : March 31, 2016

Potentially lower reward

Potentially higher reward



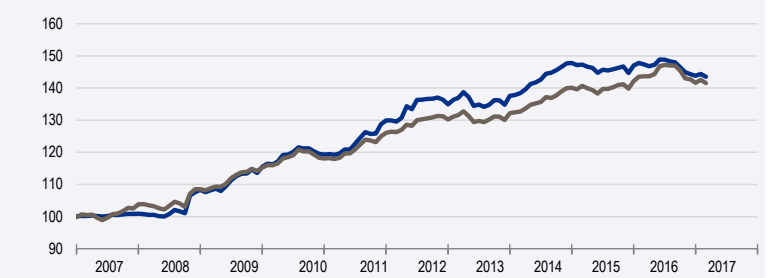
Benchmark and tactical asset allocation

Markets	BM	MAP Fund	
		Apr.17	Mar.17
Short term	-	44.2%	28.9%
CHF	40.0%	27.9%	29.6%
USD	30.1%	21.8%	23.1%
EUR	17.4%	5.0%	7.0%
GBP	2.7%	-	1.4%
JPY	7.7%	-	5.0%
Miscellaneous	2.1%	1.1%	5.0%
Average duration	7.1	2.8	3.9
Government	52.4%	29.6%	37.1%
Corporate	47.6%	44.6%	45.2%

Currency ¹	BM	MAP Fund	
		Apr.17	Mar.17
CHF	95.0%	97.3%	94.4%
Foreign	5.0%	2.7%	5.6%

¹ after hedge

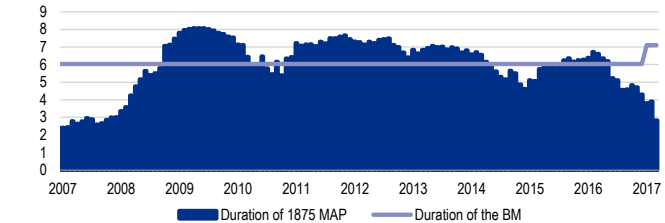
Performance en %



MAP Fund	0.8	6.8	5.5	5.2	7.8	5.9	-1.2	9.5	-1.7	-2.8	-0.6
BM	2.1	5.4	5.0	2.8	5.6	4.9	-1.1	8.0	-0.1	-2.2	-0.1

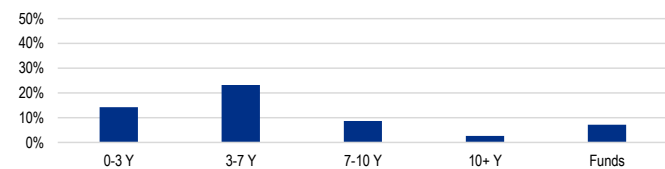
Pro forma performance prior to December 2014

Average duration (min. 2 Y – max. 8 Y)



Pro forma performance prior to December 2014

Yield curve positioning



Statistics

	MAP Fund	BM
Pro forma annual performance 2007-2014*	4.99%	4.05%
Annual performance since inception	-2.70%	-1.69%
YTD Performance	-0.57%	-0.10%
MTD Performance	-0.62%	-0.70%
Maximum monthly drawdown*	-2.01%	-1.67%
Volatility*	3.24%	2.77%
Tracking-error*	1.67%	-
Sharpe ratio* [†]	1.35	1.19
Sortino ratio* [†]	3.10	2.36
Number of holdings		64

[†] average risk-free rate (%) : 0.40

* pro forma performance

10 largest direct investments

Weight	Name	Weight	Name
10.4%	1.5% Switzerland 24.7.2025	1.7%	1.75% Canton Of Geneva 22.3.2033
5.5%	Ishares Us Aggregate Bnd	1.7%	0.2% Lgt Bank Ag 12.10.2026
2.3%	0.1% Roche Kapitalmarkt Ag 23.9.2024	1.6%	1.75% Swisscom Ag 10.7.2024
1.9%	1.5% Corp Andina De Fomento 13.8.2020	1.6%	1.25% Bk Nederlandse Gemeenten 30.4.2024
1.8%	0.125% Novartis Finance Sa 20.9.2023	1.6%	Ishares Core Euro Corp Bond



Retrospective & perspective

In March, the government bond markets in developed countries (-0.19%) consolidated. Emerging bonds (2.35%) once again appreciated. Within the developed markets, EUR Bonds corrected the most (Bund -1.03%), while their counterparts in GBP (0.37%) appreciated only slightly. Assets denominated in USD moved sideways, while investments in AUD (0.50%) and CAD (0.14%) improved somewhat under the effect of declining commodity prices. We note the set-back of borrowings in CHF (-0.79%), influenced by the upturn of German yields. On the credit level, we note profit-taking on private debtors and a continuing reduction of risk premiums in the banking sector and high yield bonds.

In March, the environment in the foreign exchange market was characterized by the weakness of the greenback and the decline of currencies sensitive to commodity prices. Affected by political uncertainties, the USD dropped by 0.84% against the EUR and by 0.56% relative to the JPY. On the contrary, it increased against the CAD and AUD, respectively by 0.19% and 0.43%. In Europe, the EUR fell against the GBP (-0.16%) and strengthened relative to the CHF (0.53%).

The fund depreciated by -0.62% vs. -0.70% for its benchmark. This slight over performance results from the shorter duration on the portfolio and the overweighting on short term.

As a result of more intensive use of inputs and the gradual normalization of monetary policies, the real yields will continue their bullish trend during the first half of the year. Given the very gradual increase of inflation and the decline of their overvaluation, the bond markets will decline in a less pronounced fashion during the coming months. In such a context, the aim is therefore to selectively reduce the strong underweight of bonds and, in a targeted manner, increase the very short duration that we have recommended over the course of recent quarters. In terms of monetary allocation, assets denominated in USD with a less expensive valuation and temporarily weaker credit demand could be increased so as to be more moderately underweighted. On the contrary, commitments in CHF were once again reduced after the improvement of the Swiss economic situation and the upturn of price indices in Switzerland, meaning that they are henceforth appreciably underexposed. Investments in GBP, EUR and JPY remained strongly under-invested as a result of their continuing high valuation, while their counterparts in CAD, AUD and in NOK are close to neutrality. In terms of debtor categories, the pronounced overweight of corporate bonds was somewhat decreased as a result of the more expensive valuation of private bonds and the increasing level of corporate debt, most specifically in the United States.

The contraction of the risk premium linked to the improvement of cyclical prospects in the Eurozone and the decline of monetary divergences point in favour of reducing the overweighting of the EUR relative to the USD, while leaning towards a neutral exposure. While remaining underweighted relative to the CHF, the Euro will be penalized in the short term by its risk premium, and by the reduced interest rate spreads. Its exposure must therefore once again be reduced in order to be moderately underweighted.

Sources of return (in order of importance)

90%

- Market allocation
- Duration allocation
- Currency allocation
- Weighting issuer categories

10%

- Issuer selection
- « Yield enhancement »

Investment strategy

Generate regular income while giving special attention to capital preservation in periods of rising yields and appreciation of the Swiss franc.

Investment philosophy and process

Provide sustainable asset management, generating superior performances versus the Swiss bond market through increased international diversification, without increasing risks thanks to dynamic risk management of interest rates, issuer categories and currencies. This dynamic risk management is provided by a multifactorial model (1875 MAP).

Glossary

SAA	Strategic Asset Allocation
Citigroup WorldBIG	Citigroup World Broad Investment Grade Bond index
SBI	Swiss Bond Index

About 1875 FINANCE

1875 FINANCE is positioned as both an innovative company and a guardian of the Geneva financial tradition, building its difference on three business lines, Institutional Asset Management, Private Banking and Multi-Family Office. As a PRI (Principles for Responsible Investments) signatory, 1875 FINANCE provides effective sustainable asset management integrating Environmental, Social and Governance (ESG) criteria for all asset classes. Using a unique proprietary model, 1875 MAP, dedicated to dynamic tactical allocation management, and relying for the selection of securities on the analysis of partners, who are pioneers and key players in sustainable investing, 1875 FINANCE offers pension funds both balanced management and overlay services, but also global equity and global bond mandates.



1875 FINANCE
Rue du 31-Décembre 40 – CH-1207 Genève
T +41 22 595 18 75 – mapfund@1875.ch

www.mapfunds.com www.1875.ch

Important Legal Information

This publication is intended for information purposes only, and should not be construed as an offer, recommendation or solicitation for sale, purchase or engagement in any other transaction. Furthermore, by offering information, products or services via this publication, no solicitation is made to any person to use such information, products or services in jurisdictions where the provision of such information, products or services is prohibited by law or regulation. All material is provided without express or implied warranties or representations of any kind and no liability for any direct or indirect damages arising out of the use of this information is accepted.

All information contained in this publication has been prepared by 1875 FINANCE SA on the basis of publicly available information, internally developed data and other sources believed to be reliable. It is for general informational purposes only and should not be construed as an individualised recommendation or personalised investment, tax or legal advice. The information is subject to change without notice. Reasonable care has been taken to ensure that the materials are accurate and that the opinions stated are fair and reasonable. All opinions and estimates constitute our judgment as of the date of publication and do not constitute general or specific investment advice.

Investments in the asset classes mentioned herein may not be suitable for all recipients. Past performance is no guarantee or indication for future results. The price, value of, and income from investments in any asset class mentioned in this publication may experience upward and downward movement and investors may not get back the amount invested. International investing includes risks related to political and economic uncertainties in foreign countries, as well as currency risk.

Any investment should be made only after thoroughly reading the current prospectus and/or other documentation/information available. Nothing contained in this document constitutes legal, tax or other advice, nor should any investment or any other decisions be made solely based on this document.

This publication is not intended for distribution to, or use by, any person or entity in any country or jurisdiction where such distribution or use would be contrary to applicable local laws or regulations or would subject 1875 FINANCE SA to any registration requirement within such country or jurisdiction. Persons or entities in respect of whom such prohibitions apply must not use this publication. This document is not intended for distribution in the U.S. or to U.S. persons.

Additional Information for Switzerland: The prospectus and the Key Investor Information Documents for Switzerland, the articles of incorporation, the annual and semi-annual report, in French and further information can be obtained free of charge from the representative in Switzerland: Carnegie Fund Services S.A., 11, rue du Général-Dufour, 1204 Geneva, Switzerland, web: www.carnegie-fund-services.ch. The Swiss paying agent is: Banque Pictet & Cie SA, 60, Route des Acacias, 1211 Geneva 73. The last share prices can be found on www.fundinfo.com. For the shares of the Funds distributed to non-qualified investors in and from Switzerland and for the shares of the Funds distributed to qualified investors in Switzerland, the place of jurisdiction is Geneva.