

MAP FUND MANAGEMENT

SUSTAINABLE GLOBAL BONDS (CHF) - S

ISIN / TELEKURS: LU1121107046 / 25648374

NAV 28.02.2017: CHF 97.87

Investment profile

Asset class : global bonds

BM : 60% Citi WorldBIG TR, 40% SBI TR - currency: 95% CHF

Reference currency : CHF

Minimum credit rating : «Investment Grade» (BBB-)

Investment style : long-only, active, fundamental

Type of investment : sustainable, integrating ESG criteria

Approach : top down and bottom up

Subscription / Redemption : D+2 / D+5

Minimum investment : CHF 10'000

Dividend distribution : re-invested

Management fees / TER (p.a.) : 0.9% ; 1.64%

Domicile : Luxembourg

Registration : Switzerland, Luxembourg, France

Representative / Correspondent : Carnegie Fund Services / BNP Paribas

Legal form : SICAV - UCITS - open fund

Manager : 1875 FINANCE, Switzerland - FINMA regulated

Custodian bank : Pictet & Cie (Europe) S.A.

Administrator / transfer agent : FundPartner Solutions (Europe) S.A.

Auditor : Ernst & Young, Luxembourg

Inception date : March 31, 2016

Potentially lower reward ← → Potentially higher reward

Lower risk 1 2 3 4 5 6 7 Higher risk

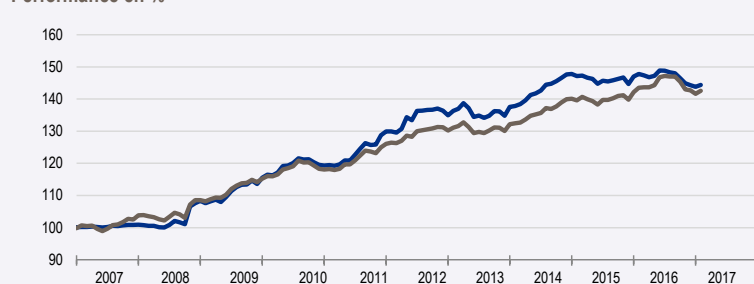
Benchmark and tactical asset allocation

Markets	BM	MAP Fund	
		Feb.17	Jan.17
Short term	-	28.9%	29.8%
CHF	40.0%	29.6%	28.9%
USD	30.1%	23.1%	23.5%
EUR	17.4%	7.0%	6.9%
GBP	2.7%	1.4%	1.4%
JPY	7.7%	5.0%	4.8%
Miscellaneous	2.1%	5.0%	4.8%
Average duration	7.1	3.9	3.8
Government	52.4%	37.1%	38.2%
Corporate	47.6%	45.2%	42.8%

Currency ¹	BM	MAP Fund	
		Feb.17	Jan.17
CHF	95.0%	94.4%	92.2%
Foreign	5.0%	5.6%	7.8%

¹ after hedge

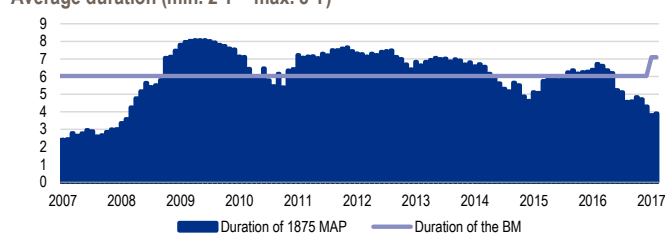
Performance en %



	2007	2008	2009	2010	2011	2012	2013	2014	2015	2016	2017
MAP Fund	0.8	6.8	5.5	5.2	7.8	5.9	-1.2	9.5	-1.7	-2.8	0.1
BM	2.1	5.4	5.0	2.8	5.6	4.9	-1.1	8.0	-0.1	-2.2	-0.1

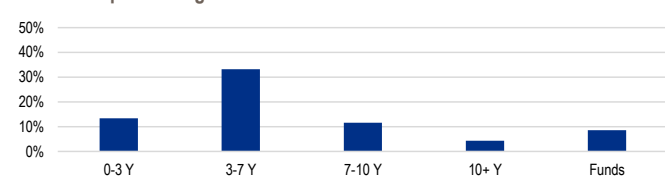
Pro forma performance prior to December 2014

Average duration (min. 2 Y – max. 8 Y)



Pro forma performance prior to December 2014

Yield curve positioning



Statistics

	MAP Fund	BM
Pro forma annual performance 2007-2014*	4.99%	4.05%
Annual performance since inception	-2.29%	-1.87%
YTD Performance	0.05%	-0.10%
MTD Performance	0.39%	0.68%
Maximum monthly drawdown*	-2.01%	-1.67%
Volatility*	3.24%	2.76%
Tracking-error*	1.63%	-
Sharpe ratio* [†]	1.36	1.21
Sortino ratio* [†]	3.12	2.39
Number of holdings		81

[†] average risk-free rate (%) : 0.41

* pro forma performance

10 largest direct investments

Weight	Name	Weight	Name
10.3%	1.5% Switzerland 24.7.2025	1.8%	0.125% Novartis Finance Sa 20.9.2023
6.3%	Ishares Us Aggregate Bnd	1.8%	1.75% Canton Of Geneva 22.3.2033
2.4%	0.9% Japan (10 Year Issue) 20.6.2022	1.7%	0.2% Lgt Bank Ag 12.10.2026
1.8%	1% Pfandbrief Schw Kantbk 13.2.2023	1.7%	1.375% Nestle Holdings Inc 13.7.2021
1.8%	1.5% Corp Andina De Fomento 13.8.2020	1.6%	1.75% Swisscom Ag 10.7.2024



Retrospective & perspective

During February, government bond markets in developed countries (0.8%) benefited from a technical upturn fostered by position hedging. As a result of further capital inflows, emerging loans (2.3%) further appreciated. Within advanced economies, GBP (3.3%) and to a lesser extent EUR (1.6%) bonds gained the most, while their counterparts in JPY (0.4%), USD (0.5%) and CHF (0.5%) underperformed. In terms of credit, we note, through the evolution of CDS, a further reduction of CDS reduction, particularly on bank debtors, with the exception of the high-yield segment.

During the period under review, the environment on the foreign exchange markets was characterized by the weakness of the EUR against all currencies, particularly the USD (-1.7%). On the other hand, emerging currencies rose again (RUB 2.8%, BRL 1.8%, TWD 1.8%). The AUD (1.4%) and the CAD (-1.8%) moved in the opposite direction. We note the renewed firmness of the yen (0.9%) vis-à-vis the greenback. In Europe, the EUR declined against the GBP (0.4%) and the CHF (0.4%).

The fund appreciated by 0.39% vs. 0.68% for its benchmark. This underperformance results from the shorter duration on the portfolio.

Due to the gradual reduction of available productive resources and the increase in the banking multiplier, yields, which are now undervalued, will continue their upwards trend during the first half of the year. While remaining at historically low levels, inflation will gradually recover by evolving in a differentiated manner according to the monetary zones. The combination of rising real interest rates and rising inflationary pressures advocates for a decline in bonds. As a result, it requires a lowering of both their weighting and duration in order to underexpose them more significantly and to reduce, in a complementary manner, the sensitivity of the portfolios to interest rates. In terms of currency allocation, the divergence in performance will falter as a result of the synchronized recovery in the global economy. Against this backdrop, excess exposure to AUD borrowings is reduced in a trend towards neutrality and the underweighting of CHF and CAD commitments is increased. Investments in GBP, EUR and JPY are more markedly underexposed due to their valuation levels, which remain very high. USD bonds remain underweight in expectation of the acceleration of economic activity in the United States and the gradual normalization of US monetary policy. Given the expected rise in real interest rates during the first half of the year and the more gradual recovery in inflation, inflation-indexed bonds (TIPS) must remain underweight and do not yet present an attractive alternative to fixed-income commitments. In terms of debtor categories, the overweighting of corporate bonds is strengthened by an increase in exposure to European private bonds and, to a lesser extent, to their US counterparts. Despite their recent decline, credit premiums will continue to decrease as a result of the significant improvement in corporate financial positions, particularly within the banking sector.

The greenback may at the current level appreciate only moderately and should therefore be only slightly overweighted. EUR exposure can be increased relative to the CHF to reach a moderate overweighting.

Sources of return (in order of importance)

90%

- Market allocation
- Duration allocation
- Currency allocation
- Weighting issuer categories

10%

- Issuer selection
- « Yield enhancement »

Investment strategy

Generate regular income while giving special attention to capital preservation in periods of rising yields and appreciation of the Swiss franc.

Investment philosophy and process

Provide sustainable asset management, generating superior performances versus the Swiss bond market through increased international diversification, without increasing risks thanks to dynamic risk management of interest rates, issuer categories and currencies. This dynamic risk management is provided by a multifactorial model (1875 MAP).

Glossary

SAA	Strategic Asset Allocation
Citigroup WorldBIG	Citigroup World Broad Investment Grade Bond index
SBI	Swiss Bond Index

About 1875 FINANCE

1875 FINANCE is positioned as both an innovative company and a guardian of the Geneva financial tradition, building its difference on three business lines, Institutional Asset Management, Private Banking and Multi-Family Office. As a PRI (Principles for Responsible Investments) signatory, 1875 FINANCE provides effective sustainable asset management integrating Environmental, Social and Governance (ESG) criteria for all asset classes. Using a unique proprietary model, 1875 MAP, dedicated to dynamic tactical allocation management, and relying for the selection of securities on the analysis of partners, who are pioneers and key players in sustainable investing, 1875 FINANCE offers pension funds both balanced management and overlay services, but also global equity and global bond mandates.



1875 FINANCE
Rue du 31-Décembre 40 – CH-1207 Genève
T +41 22 595 18 75 – mapfund@1875.ch

www.mapfunds.com www.1875.ch

Important Legal Information

This publication is intended for information purposes only, and should not be construed as an offer, recommendation or solicitation for sale, purchase or engagement in any other transaction. Furthermore, by offering information, products or services via this publication, no solicitation is made to any person to use such information, products or services in jurisdictions where the provision of such information, products or services is prohibited by law or regulation. All material is provided without express or implied warranties or representations of any kind and no liability for any direct or indirect damages arising out of the use of this information is accepted.

All information contained in this publication has been prepared by 1875 FINANCE SA on the basis of publicly available information, internally developed data and other sources believed to be reliable. It is for general informational purposes only and should not be construed as an individualised recommendation or personalised investment, tax or legal advice. The information is subject to change without notice. Reasonable care has been taken to ensure that the materials are accurate and that the opinions stated are fair and reasonable. All opinions and estimates constitute our judgment as of the date of publication and do not constitute general or specific investment advice.

Investments in the asset classes mentioned herein may not be suitable for all recipients. Past performance is no guarantee or indication for future results. The price, value of, and income from investments in any asset class mentioned in this publication may experience upward and downward movement and investors may not get back the amount invested. International investing includes risks related to political and economic uncertainties in foreign countries, as well as currency risk.

Any investment should be made only after thoroughly reading the current prospectus and/or other documentation/information available. Nothing contained in this document constitutes legal, tax or other advice, nor should any investment or any other decisions be made solely based on this document.

This publication is not intended for distribution to, or use by, any person or entity in any country or jurisdiction where such distribution or use would be contrary to applicable local laws or regulations or would subject 1875 FINANCE SA to any registration requirement within such country or jurisdiction. Persons or entities in respect of whom such prohibitions apply must not use this publication. This document is not intended for distribution in the U.S. or to U.S. persons.

Additional Information for Switzerland: The prospectus and the Key Investor Information Documents for Switzerland, the articles of incorporation, the annual and semi-annual report, in French and further information can be obtained free of charge from the representative in Switzerland: Carnegie Fund Services S.A., 11, rue du Général-Dufour, 1204 Geneva, Switzerland, web: www.carnegie-fund-services.ch. The Swiss paying agent is: Banque Pictet & Cie SA, 60, Route des Acacias, 1211 Geneva 73. The last share prices can be found on www.fundinfo.com. For the shares of the Funds distributed to non-qualified investors in and from Switzerland and for the shares of the Funds distributed to qualified investors in Switzerland, the place of jurisdiction is Geneva.