

MAP FUND MANAGEMENT

SUSTAINABLE GLOBAL BONDS (CHF)

July 2015

Investment profile

Assets class : global bonds
BM : 60% Citi WorldBIG TR, 40% SBI TR - currency: 95% CHF
Reference currency : CHF
Minimum credit rating : «Investment Grade» (BBB-)
Investment style : traditional, active, fundamental
Type of investment : sustainable, integrating ESG criteria
Securities / Number of positions : Single bonds / 81
Approach : top down and bottom up
Duration : min. 2 Y – max. 8 Y
Foreign currency : min. 0% - max. 20%
NAV 31.07.2015 : CHF 99.13
ISIN / Telekurs : class S : LU1121107046 / 25648371
class I : LU1121107129 / 25648374
Subscription / Redemption : T+3 / T+5
Minimum investment : CHF 10'000 (S) / CHF 100'000 (I)
Dividend distribution : capitalisation
Classes : S, Z, I
Management fees / TER (p.a.) : S: 0.8% / 1.0%; I: 0.4% / 0.6%
Domicile : Luxembourg
Registration : Switzerland, Luxembourg, France
Representative / Correspondent : Carnegie Fund Services / BNP Paribas
Legal form : SICAV - UCITS - open fund
Manager and promoter : 1875 FINANCE, Switzerland - FINMA regulated
Custodian bank : Pictet & Cie (Europe) S.A.
Administrator and transfer agent : FundPartner Solutions (Europe) S.A.
Auditor : Ernst & Young, Luxembourg

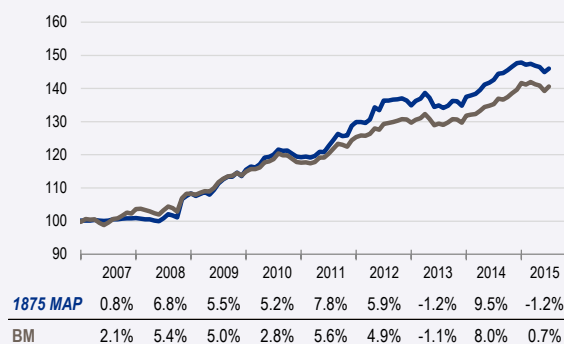
Benchmark and tactical asset allocation

Markets	BM	Margins		1875 MAP	
		Min.	Max.	Aug.15	Jul.15
Short term	0%	0%	70%	0%	0%
CHF	40%	10%	60%	45%	45%
Duration CHF	6	2	8	7	7
USD	26%	15%	50%	27%	26%
Duration USD	5	2	8	5	5
EUR	20%	5%	40%	16%	17%
Duration EUR	6	2	8	4	5
GBP	3%	0%	10%	3%	3%
Duration GBP	9	2	10	9	9
JPY	9%	0%	20%	3%	3%
Duration JPY	9	2	10	3	3
Miscellaneous	2%	0%	20%	5%	6%
Duration Miscell.	6	2	8	6	7

Currency ¹	BM	Margins		1875 MAP	
		Min.	Max.	Aug.15	Jul.15
CHF	95%	80%	100%	97%	97%
Foreign	5%	0%	20%	3%	3%

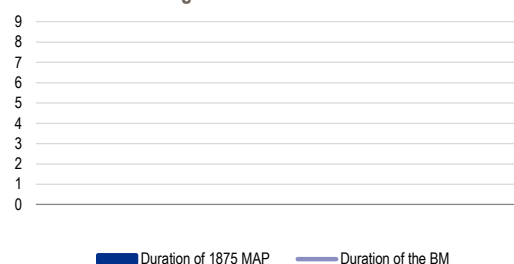
¹ after hedge

Performance



Pro forma performances until December 2014

Evolution of the average duration of the tactical allocation



Statistics

	1875 MAP	BM
Annual return (2006-2014)*	4.99%	4.05%
Return 2015 (MAP Fund)	-1.15%	0.67%
Return July 2015 (MAP Fund)	0.68%	1.01%
Maximum monthly drawdown*	-1.95%	-1.46%
Volatility*	3.19%	2.75%
Tracking-error*	1.24%	-
Sharpe ratio* ¹	1.30	1.25
Sortino ratio* ¹	3.11	2.55
ESG rating (MAP Fund)	-	-

¹ average risk-free rate (%) : 0.67

^{*} pro forma statistics

Investment strategy

Generate regular income while giving special attention to capital preservation in periods of rising yields and appreciation of the Swiss franc.

Investment philosophy and process

Provide sustainable asset management, generating superior performances versus the Swiss bond market through increased international diversification, without increasing risks thanks to dynamic risk management of interest rates, issuer categories and currencies. This dynamic risk management is provided by a multifactorial model (1875 MAP).

Investment policy

Bond markets of developed economies have surged by 1.03% in July following a decrease of commodities prices and without any salary pressure in the US. We note the strong appreciation of EUR-denominated bonds (1.82%) in the wake of the sensitive increase of peripheral papers' prices. While instruments in GBP (1.69%), NOK (1.35%), SEK (1.30%), AUD (1.52%) and CAD (1.46%) have strengthened, investments in USD (0.64%) and CHF (0.32%) posted small gains. Emerging debt has gone down, being penalized by important capital outflows. On the currency market, USD has reinforced, CHF and commodities-sensitive currencies have been weak.

The fund has appreciated by 0.68% against 1.01% for its benchmark. This underperformance is mostly due to under-duration of EUR-denominated bonds and overweight of CHF.

Despite increased overvaluation, the global exposure to bonds and the average portfolio duration remain stable, bonds remaining an attractive alternative to cash in the absence of inflation. Allocation to bonds in CHF and AUD is still overweight due to enduring deflationary pressures for the former and to deteriorating growth expectations for the latter. Exposure to USD- and GBP-denominated bonds is neutral as prices indexes are expected to step back. Investments in JPY and in to a lesser degree in CAD keep on being underweight. Due to acceleration of growth in the Euro zone, allocation to bonds denominated in EUR have been once again lowered and is now sensitively underweight. Regarding currency exposures, the overweight of EUR vs. USD must be reduced due to the increase of yield differential between the US and the Euro zone. The overweight of CHF vs. EUR remain stable, the reduction of the EUR risk premium being balanced by the reduction of CHF overvaluation

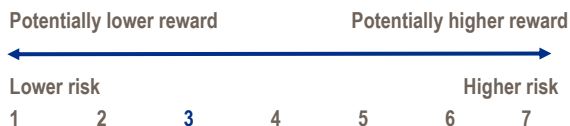
Investment objectives

Financial : outperform the benchmark over 2 years to provide excess return and yield complementary to the Swiss Bond Index (SBI).

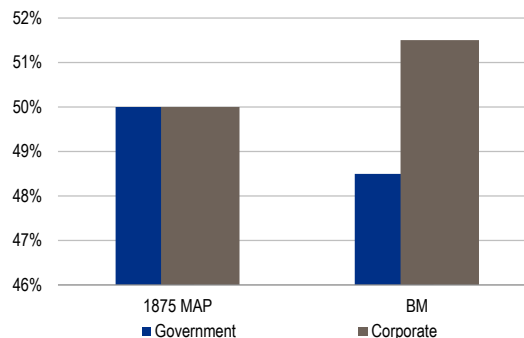
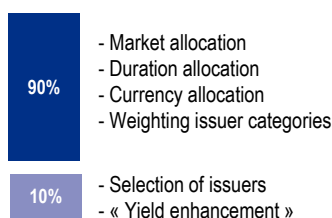
Economic : optimally allocate capital by integrating ESG criteria for the selection of issuers.

Risk profile

Low risk, near SBI, ensured by a constant and asymmetric distribution of returns generated by a reduced exposure to interest rate risk during rising cost of capital periods and a concentration on the CHF during declining foreign currencies periods.



Sources of return (in order of importance)



Glossary

1875 MAP	Market Allocation Process: tactical allocation defined by the 1875 FINANCE process
APT	Portfolio optimization and risk measurement software developed by Sungard
SAA	Strategic Asset Allocation
Citigroup WorldBIG	Citigroup World Broad Investment Grade Bond index
PRI	Principles for Responsible Investments
SBI	Swiss Bond Index

About 1875 FINANCE

1875 FINANCE is positioned as both an innovative company and a guardian of the Geneva financial tradition, building its difference on three business lines, institutional asset management, private banking and multi family office. As a PRI signatory, 1875 FINANCE provides effective sustainable asset management integrating environmental (E), social (S) and governance (G) criteria for all asset classes. Using a unique proprietary model, 1875 MAP, dedicated to dynamic tactical allocation management, and relying for the selection of titles on the analysis of partners who are pioneers and key players in sustainable investing, 1875 FINANCE offers to pension funds both balanced management and overlay services, but also global equity and global bond mandates.

1875 FINANCE
 Rue du 31-Décembre 40 – CH-1207 Genève
 T +41 22 595 18 75 – info@1875institutional.ch
 www.1875.ch

Important Legal Information

This publication is intended for information purposes only, and should not be construed as an offer, recommendation or solicitation for sale, purchase or engagement in any other transaction. Furthermore, by offering information, products or services via this publication, no solicitation is made to any person to use such information, products or services in jurisdictions where the provision of such information, products or services is prohibited by law or regulation. All material is provided without express or implied warranties or representations of any kind and no liability for any direct or indirect damages arising out of the use of this information is accepted.

All information contained in this publication has been prepared by 1875 FINANCE SA on the basis of publicly available information, internally developed data and other sources believed to be reliable. It is for general informational purposes only and should not be construed as an individualised recommendation or personalised investment, tax or legal advice. The information is subject to change without notice. Reasonable care has been taken to ensure that the materials are accurate and that the opinions stated are fair and reasonable. All opinions and estimates constitute our judgment as of the date of publication and do not constitute general or specific investment advice.

Investments in the asset classes mentioned herein may not be suitable for all recipients. Past performance is no guarantee or indication for future results. The price, value of, and income from investments in any asset class mentioned in this publication may experience upward and downward movement and investors may not get back the amount invested. International investing includes risks related to political and economic uncertainties in foreign countries, as well as currency risk. Any investment should be made only after thoroughly reading the current prospectus and/or other documentation/information available. Nothing contained in this document constitutes legal, tax or other advice, nor should any investment or any other decisions be made solely based on this document.

This publication is not intended for distribution to, or use by, any person or entity in any country or jurisdiction where such distribution or use would be contrary to applicable local laws or regulations or would subject 1875 FINANCE SA to any registration requirement within such country or jurisdiction. Persons or entities in respect of whom such prohibitions apply must not use this publication. This document is not intended for distribution in the U.S. or to U.S. persons.