

# 1875 FINANCE MAP FUND MANAGEMENT

GLOBAL BONDS (CHF) I



ISIN: LU1121107129

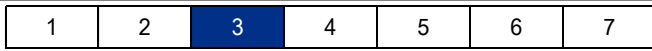
NAV as of 31.03.2018

CHF 95.85

## INVESTMENT OBJECTIVE

Delivery regular return with particular attention on the protection of the capital during period of increasing yields.  
The fund will mainly offer an exposure to international investment grade debt securities, ETF and third party funds.

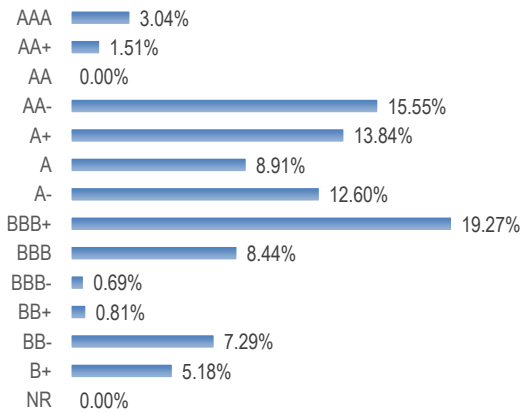
## SYNTHETIC RISK / REWARD LEVEL (5Yr vol average)



low risk higher risk

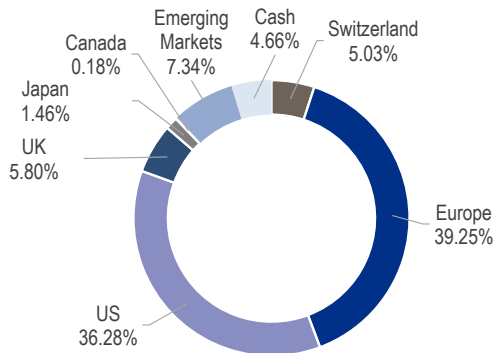
The SRRI was calculated based on historical data and is not an indicator of future risk.

## RATING BREAKDOWN



The above information is expected to fluctuate over time

## GEOGRAPHICAL BREAKDOWN

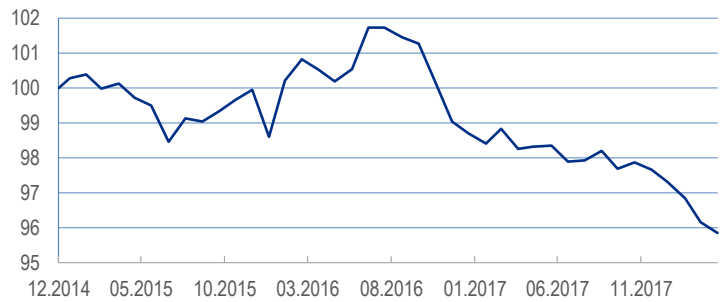


The above information is expected to fluctuate over time

## TOP 10 HOLDINGS

Name	Weight
M&G Optimal Income-C-Euro-A	6.26%
Robeco Qi Gbl Dyn Dur Ih Eur	6.26%
Schroder Intl Euro Corp-Cac	6.25%
Pimco Gis-Income Fund-Inseha	6.22%
Ubam Glob High Yld Sol-Ihce	5.18%
Pimco-Gbl Inv Grade-lehd-Acc	5.14%
Ishares Core Euro Corp Bond	5.11%
M&G 7 Gl Flo Rate Hy-Eur Cha	4.18%
Jupiter Jgf Dy B Fd-Dea	4.12%
Lm-Wa Macro Opport Bd-Aaheur	4.08%

## PERFORMANCE



## RETURNS

	MTD	YTD	2017 *	2016	2015
<b>Fund</b>	-0.33%	-1.52%	-1.40%	0.10%	-1.70%
<b>Benchmark</b>	-0.02%	-1.27%	-0.83%	0.30%	-0.10%

Past performance is net of fees and commissions. Past performance should not be taken as an indication or guarantee of future performance. Investors might lose invested capital. \* please note the change of strategy and benchmark on the 21st of december 2017

## STATISTICS

	Fund	Benchmark
<b>Maximum drawdown *</b>	-1.86%	-3.55%
<b>Volatility (annualized) *</b>	1.29%	4.64%
<b>Sharpe ratio *</b>	-3.63	-1.14
<b>Tracking error *</b>	4.38%	
<b>Information ratio *</b>	0.11	
<b>Beta *</b>	0.09	
<b>Adjusted Duration *</b>	4.33	7.02

\* Based on the new strategy and the new Benchmark since 21st of December 2017. Data daily and annualised

## FUND DETAILS

<b>Asset class :</b>	Global bonds
<b>BM :</b>	Barclays Global Aggregate Unhedged in EUR
<b>Reference currency :</b>	EUR
<b>Investment style :</b>	Long-only, active, fundamental
<b>Type of investment :</b>	Bonds
<b>Approach :</b>	Top down and bottom up
<b>Subscription / Redemption :</b>	Daily - 16H00 lux time
<b>Minimum investment :</b>	CHF 100'000
<b>Dividend distribution :</b>	Re-invested
<b>Management fees</b>	0.60%
<b>Domicile :</b>	Luxembourg
<b>Registration :</b>	Switzerland, Luxembourg, France
<b>Legal form :</b>	SICAV - UCITS - open fund
<b>Manager :</b>	1875 FINANCE, Geneva
<b>Custodian bank :</b>	Pictet & Cie (Europe) S.A.
<b>Administrator / transfer agent :</b>	FundPartner Solutions (Europe) S.A.
<b>Auditor :</b>	Ernst & Young, Luxembourg
<b>Inception date :</b>	December 11, 2014

# 1875 FINANCE MAP FUND MANAGEMENT

GLOBAL BONDS (CHF) I



ISIN: LU1121107129

NAV as of 31.03.2018

CHF 95.85

## DISCLAIMER

Past performance must not be considered as an indicator or guarantee of future performance, and the addressees of this document are fully responsible for any investments they make. No express or implied warranty is given as to future performance. It is neither directed to, nor intended for distribution or use by, any person or entity who is a citizen or resident or located in any locality, state, country or jurisdiction where such distribution, publication, availability or use would be contrary to law or regulation. The latest versions of the prospectus, articles of association, annual and semi-annual reports should be consulted prior to any investment decision. These documents are available on [www.fundsquare.net](http://www.fundsquare.net), at FundPartner Solutions (Europe) S.A., 15 Avenue J.F. Kennedy, L-1855 Luxembourg or at the local entity mentioned above. The information and data presented in this document are not to be considered as an offer or solicitation to buy, sell or subscribe to any securities or financial instruments. Information, opinions and estimates contained in this document reflect a judgment at the original date of publication and are subject to change without notice. It has not taken any steps to ensure that the securities referred in this document are suitable for any particular investor and this document is not to be relied upon in substitution for the exercise of independent judgment. Tax treatment depends on the individual circumstances of each investor and may be subject to change in the future.

Before making any investment decision, investors are recommended to ascertain if this investment is suitable for them in light of their financial knowledge and experience, investment goals and financial situation, or to obtain specific advice from an industry professional. The value and income of the securities or financial instruments mentioned in this document are based on rates from the customary sources of financial information and may fluctuate. The market value may vary on the basis of economic, financial or political changes, the remaining term, market conditions, the volatility and solvency of the issuer or the benchmark issuer. Moreover, exchange rates may have a positive or negative effect on the value, the price or the income of the securities or the related investments mentioned in this document.

Information for Switzerland :

Representative : FundPartner Solutions (Suisse) S.A., Route des Acacias 60, 1211 Genève 73, Suisse. Agent Payeur: Banque Pictet & Cie SA, Route des Acacias 60, 1211 Genève 73, Suisse. The Articles of Association, prospectus, key investor information, the latest annual and semi-annual reports as well as the contract of investment funds may be obtained free of charge in French from the Representative, from the Management Company or on [www.fundinfo.com](http://www.fundinfo.com).

Centralising agent in France : BNP Paribas Securities Services paris, 9 rue du Débarcadère, 93500 Pantin

1875 FINANCE  
Rue du 31-Décembre 40  
CH-1207 Genève  
T +41 22 595 18 75  
[www.1875.ch](http://www.1875.ch)

